



3613 Lucius Rd. • Columbia, SC • 29201  
www.catchtheCOMET.org • (o) 803.255.7133, ext 5 • (f) 803.255.7113

## Central Midlands Transit

### SERVICE COMMITTEE

#### SERVICE COMMITTEE MEMBERS:

Derrick Huggins – Chair  
Ron Anderson  
John Furgess

Lill Mood  
Carolyn Gleaton

Wednesday, May 10, 2017  
12:00 PM

CMRTA FACILITY – 3613 Lucius Road, Columbia  
Conference Room A (Large)

Prior to entering the meeting, please turn all electronic devices  
(cell phones, pagers, etc.) to a silent, vibrate or off position.

1. CALL TO ORDER
2. DETERMINATION OF QUORUM
3. ADOPTION OF AGENDA
4. INTRODUCTION OF INTERIM DIRECTOR ANN AUGUST
5. PRIVATE PROPERTY/AMENITIES UPDATE
6. DISCUSSION OF SPECIAL SERVICES

**7.** DISCUSSION OF DOWNTOWN CIRCULATOR PILOT

**8.** COMMUNITY OUTREACH UPDATE

**9.** REVIEW OF PERFORMANCE DATA

- Operations Update
- Ridership Data

**10.** ADJOURN



# April 2017 Ridership Dashboard

## Boardings


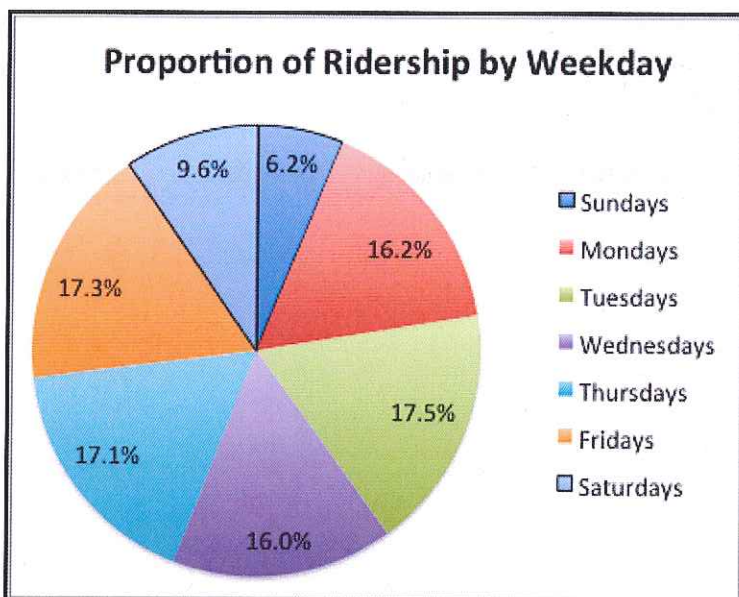
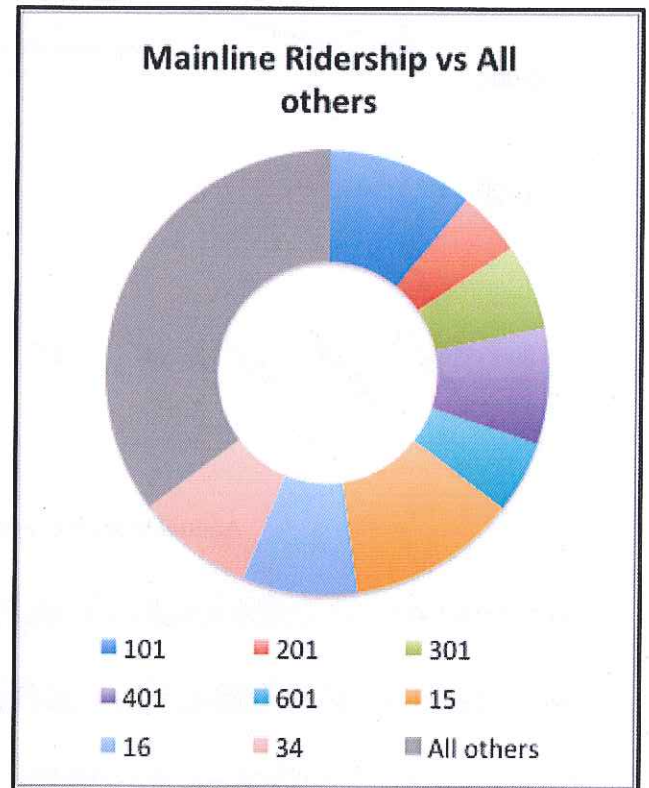
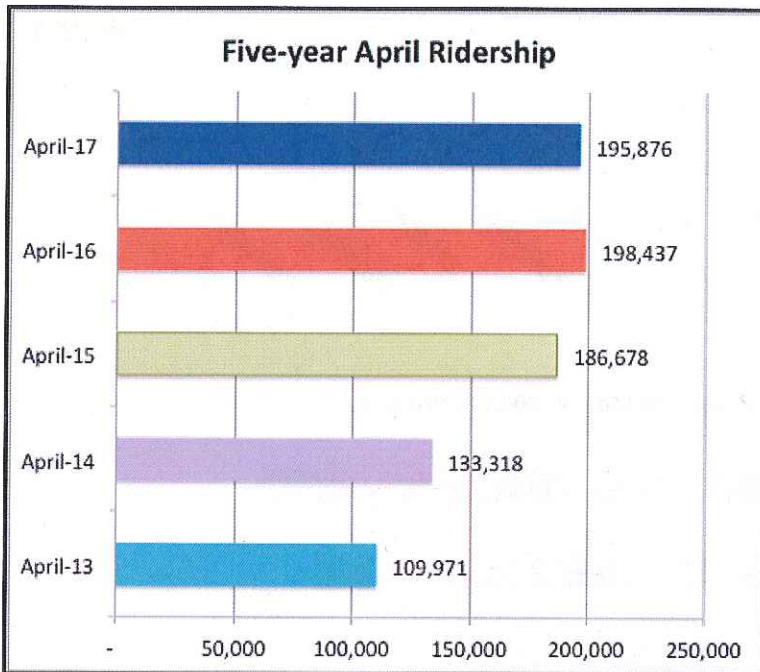
2017: 195,876  
 2016: 198,437  
 -2,561 **-1%**

## Efficiency

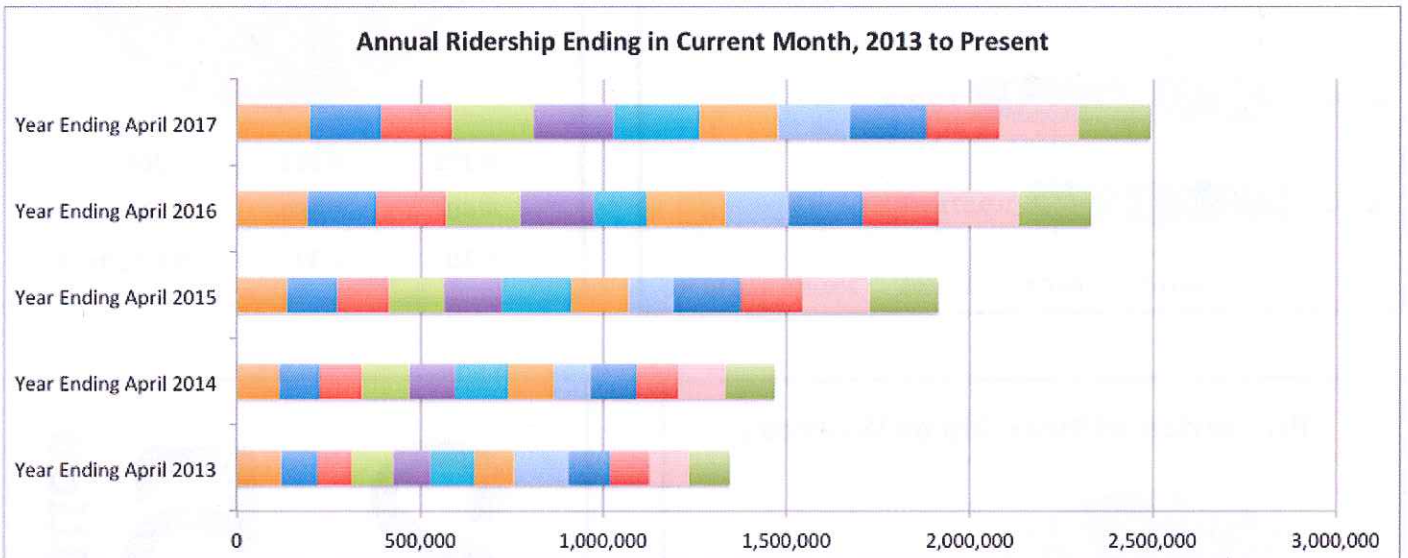
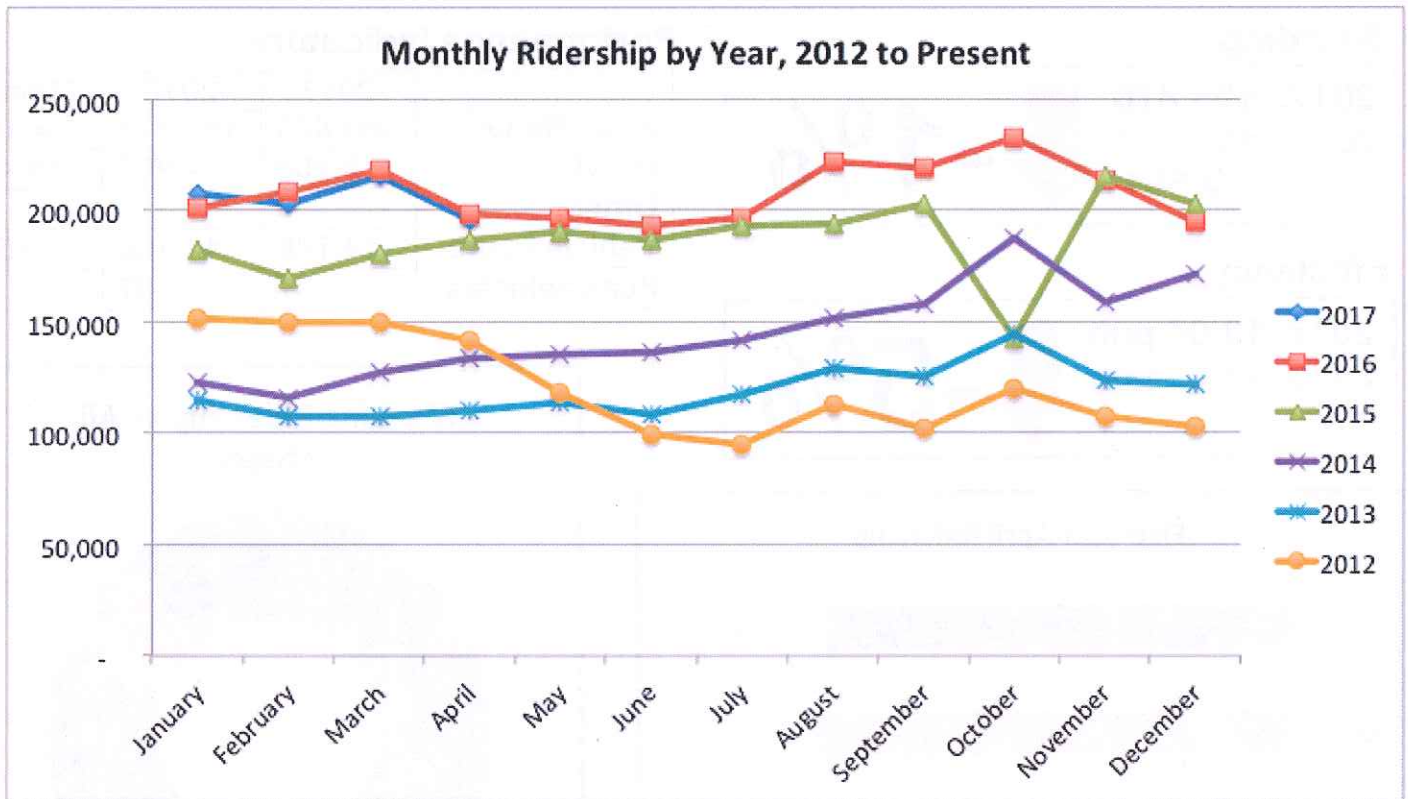
2017: 13.04 pph  
 2016: 13.62 pph  
**-5%**

## Performance Indicators

	2017	2016	Change
Fixed Route	189,423	193,472	-4,049
DART	6,453	4,965	+1,488
Other	0	0	0
Vehicle hours	14,748	14,198	+550
Peak vehicles	37	37	0



# Annualized Ridership for April 2017





# April Ridership Report

Routes that did not meet the 15 boardings per hour standard

	2016	2017	
Weather	Ave high 78°; Ave low 54°; Ave temp 66°. 8 days of rain (2.8 inches)	Ave high 81°; Ave low 58°; Ave temp 70°. 8 days of rain (6.1 inches).	
Service weekdays	21	20	
Service weekend days	9	10	
Other occurrences			Percentage Change
DART and other ridership	4,965	6,453	23%
<b>Total Ridership</b>	<b>197,161</b>	<b>195,876</b>	<b>-1%</b>
Average weekday riders	7,703	7,668	0%
Average weekend riders	3,381	3,606	6%

## Weekday Ridership

Former Route	Current Route	Route Name	Frequency	Ridership	Efficiency (boardings per revenue hour)	Ridership	Efficiency (boardings per revenue hour)	Ridership difference	Efficiency difference
	101	North Main	30 minutes	14,510	19	16,534	23	2,024	3.8
	11	Fairfield Road	60 minutes	5,468	16	4,449	13	-1,019	-3.1
	201	Rosewood	30 minutes	8,072	11	7,261	10	-811	-0.6
	22	In town	40 minutes	1,519	5	1,382	5	-137	-0.2
	301	Farrow Road	30 minutes	-	-	9,500	14	-	-
	32	North Main to Hard Scrabble	60 minutes	-	-	3,175	10	-	-
23			40 minutes	11,444	15	-	-	-	-
	401	Devine St	30 minutes	18,352	16	12,925	18	-5,427	1.7
	42	Millwood Ave	60 minutes	4,481	14	4,170	14	-311	-0.3
	45	Leesburg - Hazelwood	60 minutes	-	-	7,694	20	-	-
	46	Lower Richland Blvd	90 minutes	-	-	1,535	5	-	-
	47	Lower Richland	120 minutes	484	2	1,997	6	-	-
	26	West Columbia	3 times daily	1,163	15	2,229	30	1,066	15.2
	28	Midlands Tech Airport Cmp.	3 times daily	1,083	17	1,823	15	740	-1.7
	601	Shop Road	40 minutes	8,863	12	8,044	11	-819	-0.5
	62	ReFlex	Flex	416	1	329	1	-87	-0.2
	63	Garnet	20 minutes	3,976	8	1,699	3	-2,277	-4.1
	5	Fort Jackson Special	5 trips	682	4	557	4	-125	-0.6
	6	Eau Clair	60 minutes	4,901	18	3,803	10	-1,098	-7.8
	12	Edgewood	60 minutes	5,989	18	5,954	18	-35	0.8
	15	Forest Drive	30 minutes	20,700	18	18,905	18	-1,795	-0.8
	16	Two Notch Road	30 minutes	15,541	21	12,953	18	-2,588	-2.6
	17	Harrison Road	60 minutes, peak only	1,352	10	832	7	-520	-3.6
30			60 minutes, peak only	4,158	19	-	-	-	-
	31	Denny Heights	60 minutes, peak only	2,558	13	1,784	10	-774	-3.5
	34	Broad River	60 minutes	12,678	16	13,202	18	524	1.5
	34b	St Andrews	60 minutes	6,711	18	6,730	19	19	1.0
	55	Sandhills	10 times daily	4,359	14	2,130	7	-2,229	-6.6
	88	Crosstown	80 minutes	2,304	8	1,768	7	-536	-1.6
	<b>Weekday Totals</b>			<b>161,764</b>		<b>153,364</b>		<b>-8,400</b>	<b>-0.1</b>

## Weekend Ridership

Former Route	Current Route	Route Name	Frequency	2016 Ridership	Efficiency (boardings per revenue hour)	2017 Ridership	Efficiency (boardings per revenue hour)	Ridership difference	Efficiency difference
	101	North Main	60 minutes	2,603	15	3,990	25	1387	10.6
	11	Fairfield Road	60 minutes	1,210	8	1,518	10	308	2.1
	201	Rosewood	60 minutes	1,491	9	1,401	9	-90	0.3
	22	In town	40 minutes	294	2	336	2	42	0.5
	301	Farrow Road	60 minutes	-	-	1,528	11	-	-
	32	North Main to Hard Scrabble	60 minutes	-	-	1,050	7	-	-
23			40 minutes	2,641	8	-	-	-	-
	401	Devine St	60 minutes	4,833	19	2,530	17	-2303	-2.7
	42	Millwood Ave	60 minutes	1,364	9	1,192	9	-172	-0.4
	45	Leesburg - Hazelwood	60 minutes	-	-	2,089	14	-	-
	601	Shop Road	40 minutes	-	-	1,582	6	1582	6.2
	5	Fort Jackson Special	5 trips	318	4	313	4	-5	0.3
	6	Eau Clair	60 minutes with break	318	3	634	6	316	3.3
	12	Edgewood	60 minutes	878	6	1,921	15	1043	8.6
	15	Forest Drive	60 minutes	2,968	11	4,233	18	1265	6.5
	16	Two Notch Road	60 minutes	2,909	17	3,233	21	324	3.9
	31	Denny Heights	60 minutes	536	5	748	8	-	-
	34	Broad River	60 minutes	3,306	10	3,920	13	614	3.0
	34b	St Andrews	60 minutes	1,685	12	1,924	15	239	2.7
	55	Sandhills	8 trips daily	1,301	9	1,363	10	62	1.3
	88	Crosstown	80 minutes	692	5	554	4	-138	-0.7
30			60 minutes with break	1,085	10	-	-	-	-
	<b>Weekend totals</b>			<b>30,432</b>		<b>36,059</b>		<b>5,627</b>	<b>45.6</b>